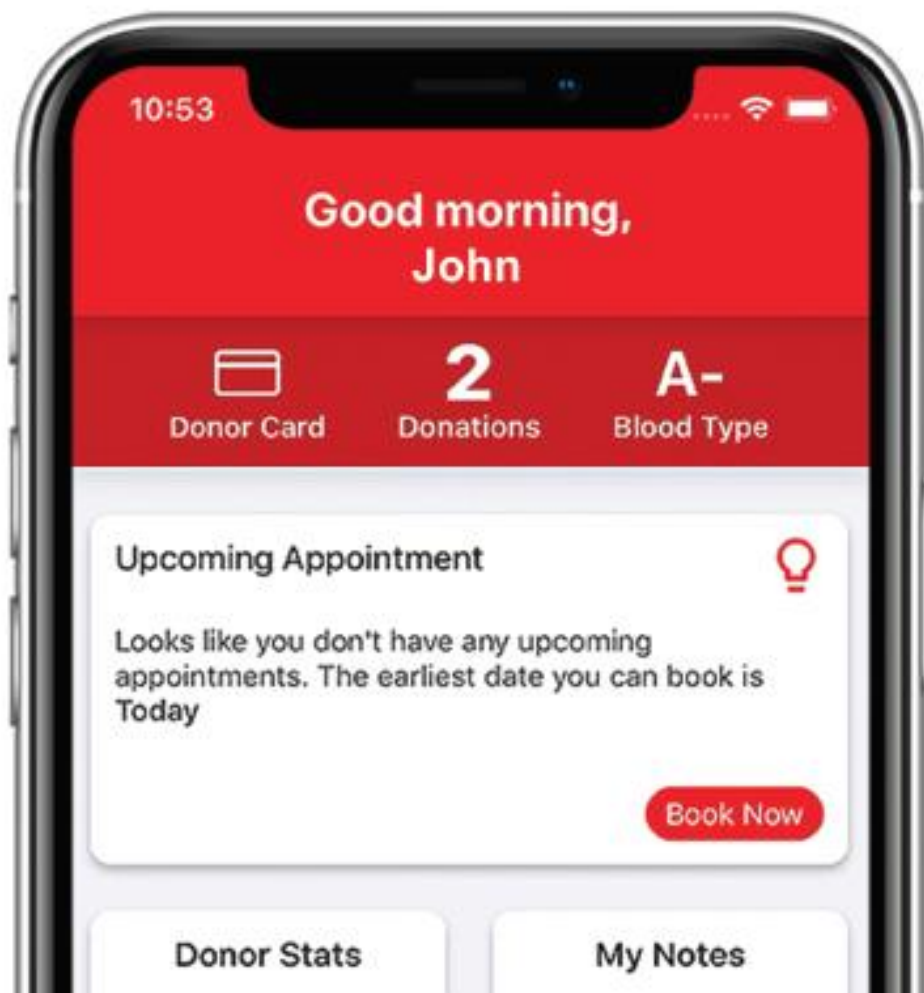


How to Join the Okanagan College Team and Book Donations





GiveBlood app

Download the GiveBlood app

Give Blood makes it easy to book, manage and track all your donation appointments on the go.



GiveBlood 4+
Canadian Blood Services

#11 in Medical
★★★★★ 4.8 • 21K Ratings

Free





Partnering with Canadian Blood Services

Many organizations and community groups across Canada have joined our Partners for Life program.

Together with your team, you can help make a lifesaving difference for those who live, work, study and play in your community and across Canada.

New to Partners For Life?

[Learn More](#)

Ready to join?

[Join an Existing Team](#)

Register your organization and start a team

After completing your registration, you'll be contacted by a Canadian Blood Services representative to get your team started and learn about all the ways to get involved as a Partner for Life.

[Register an Organization](#)



Menu




Home



Locations



News



Partners

1 Find your team

1. Open your **GiveBlood** App
2. Choose “**PARTNERS**” from the bottom tool bar
3. Then Choose “**JOIN AN EXISTING TEAM**”

Join an Existing Team

Q Team name or ID Cancel

Please enter the organization name, group name or Partners for Life ID (e.g. ZYXW654321) of the organization or community group you wish to join.

2 Join your team

1. Search for your Partner for Life Number: **OKAN002612** and tap on **“JOIN”**
2. Choose your privacy preferences by selecting **“NO”** or **“YES”**, then tap **“JOIN”**

Join an Existing Team

Q Plasma X Cancel

Heydan's **Plasma** Crew

Join an existing team

Please select “join” to complete your enrollment with

Your team

Team number
Your city

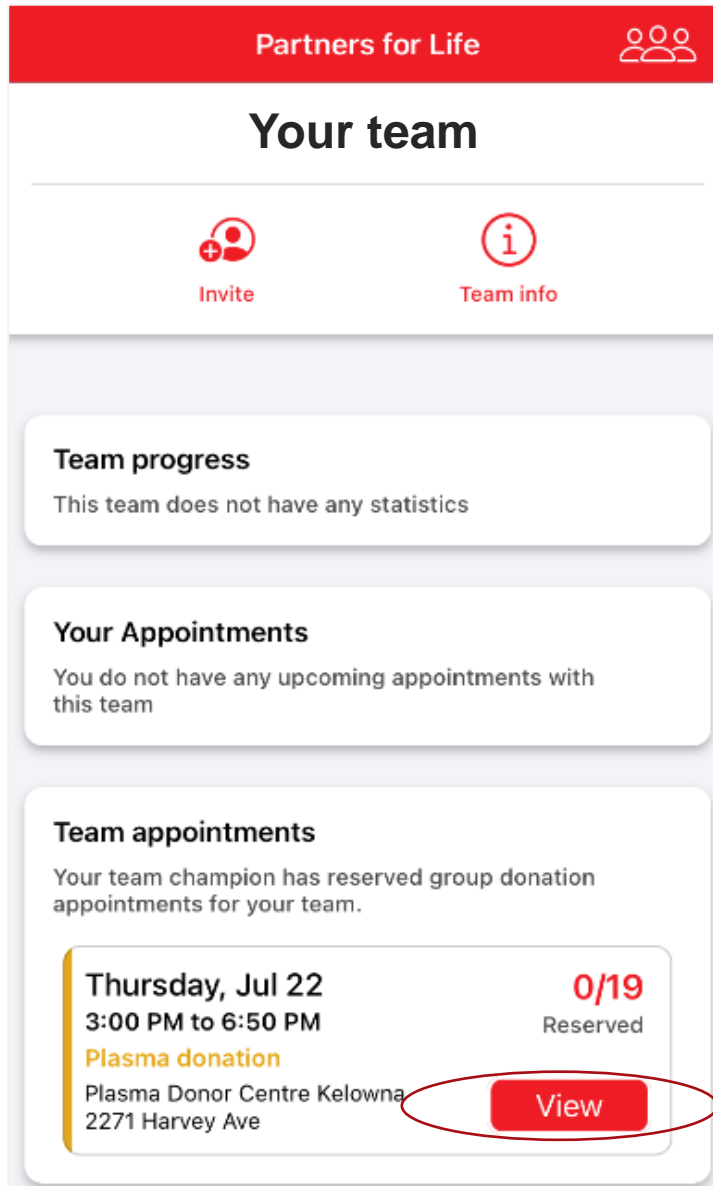
I wish to allow my team champion to view my name and email so they can share upcoming donation events and information with me.

No

Yes


Cancel

Join



3 Book your donation

1. You can now see the upcoming Team Appointments. Tap **“VIEW”** to see times.
2. Choose the appointment time you wish to book, then select **“CONFIRM APPOINTMENT”**



Blood.ca

1 Find your team

Canadian Blood Services

Visit blood.ca | What you need to know | FAQs | COVID-19 | Book now | Sign in

Sign in or create an account

Sign in | Create an account

Username *
Username or email

Password *
Password

Log in

[Forgot username](#)
[Forgot password](#)

You are just a step away!
Complete the form below to create an account. Once you've completed the required information, proceed to the next step.
Thank you for being part of Canada's lifeline.

Email address (this will be your username) *

Confirm email address *

First name *

1. Click [here](#)
2. Choose to “Sign In” If you already have a Canadian Blood Services account, or “Create an Account” if you are new.

If you have an account, but can't recall your log in details, choose “Forgot Username” or “Forgot Password”.

2 Join your team

Join team

Please select "join" to complete your enrollment with

Your team
Team number
Your city

I wish to allow my team champion to view my name and email so they can share upcoming donation events and information with me.


Cancel

1. You will be prompted to Join the Team and select your preferred privacy options.
2. Choose your privacy preferences by selecting “**NO**” or “**YES**”, then tap “**JOIN**”.

3 Book your donation

Team appointments

Your team champion has reserved group donation appointments for your team.



Plasma donation
Thursday, Jul. 22, 2021
3:00 PM - 6:50 PM

Plasma Donor Centre Kelowna
2271 Harvey Ave
Kelowna, BC, V1Y 6H2

Book

← July 2021 →

Su	Mo	Tu	We	Th	Fr	Sa
27	28	29	30	1	2	3
4	5	6	7	8	9	10
11	12	13	14	15	16	17
18	19	20	21	22	23	24
25	26	27	28	29	30	31

● Available ● Selection ● Today

3:00 PM	3:10 PM	3:20 PM
3:30 PM	3:40 PM ✓	3:50 PM ✓
4:10 PM ✓	4:20 PM	4:30 PM
4:40 PM	4:50 PM ✓	5:00 PM ✓
5:10 PM ✓	5:20 PM ✓	5:40 PM
6:20 PM ✓	6:30 PM ✓	6:40 PM ✓
	6:50 PM ✓	

1. You can now see your “Team Overview” of information, and upcoming “Team Appointments” at the bottom. This is where you can view future group dates and times to donate with your team. Click **“BOOK”** to choose your time.
2. You’ll now see the calendar view of the event date, and the available times to choose from. Click on the time you’d like to book.
3. Choose the appointment time you wish to book, then select **“BOOK NOW”**

You can view eligibility requirements on the right, to ensure you meet eligibility criteria.

Together, we are Canada's Lifeline

